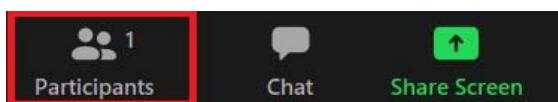


Instructions for online-participants and speakers of III International Conference "Mathematical Physics, Dynamical Systems and Infinite-Dimensional Analysis" (MPDSIDA-2023)

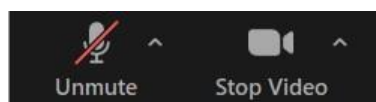
- **Install or update the Zoom client** using one of the links below:
<https://zoom.us/support/download> - for desktop client (Windows/macOS/Linux)
<https://play.google.com/store/apps/details?id=us.zoom.videomeetings> - for Android
<https://apps.apple.com/us/app/zoom-cloud-meetings/id546505307> - for iOS/iPadOS
- Join the Zoom conference using the link sent by organizing committee to your e-mail address
- After successfully connecting to the conference make sure that you've logged in under your name, otherwise please rename yourself:
 1. Click «Participants» in the lower part of your Zoom window:



2. In the Participants window in the right part of your Zoom window, next to your name click «More» and choose «Rename»



3. Enter your name and click «Rename» to save it for that meeting.
- You may turn on/off your mic and camera by clicking on the buttons in the lower left corner of your Zoom window:



It is advised that you turn off your mic while listening to other speakers' talks.

- During **plenary sessions** all talks and lectures will be held **in the main session of Zoom conference**. The **work in sections** will be held **in corresponding Breakout Rooms**. Follow instructions below to enter the desired room:

For desktop client (Windows / macOS / Linux):

1. Click on «Breakout Rooms» button in the lower part of your Zoom window:

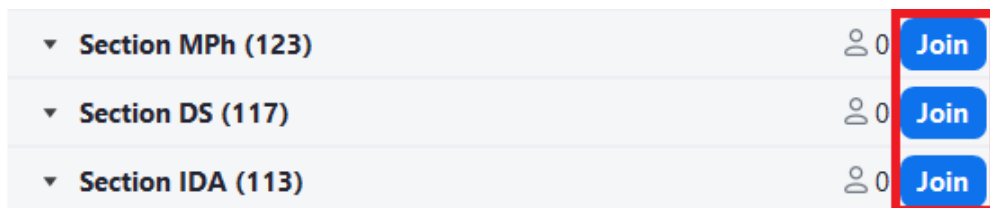


If there is no such button, click on «More» and then select «Breakout Rooms»:



If the button is still absent, try to update your Zoom using the link <https://zoom.us/support/download> or ask the host in Zoom to lead you to the desired room.


2. In the emerged window click «Join» against the desired room, then confirm by clicking «Yes»:



For mobile app (Android / iOS / iPadOS):

1. Tap on the screen and then tap on the «Breakout Rooms» icon in the top-left side of the Zoom screen. If the icon is absent, try to update your Zoom app or ask the host in Zoom to lead you to the desired room.
2. Choose the room from the emerging list.

You may repeat these steps as necessary to join another room. If you want to leave the room and return to the main session click «Leave Room» in lower right corner of your Zoom window and then select «Leave Breakout Room»:



- If you are a speaker and you're going to give a talk:
 1. Join the conference using the link above
 2. Navigate yourself to the necessary room, if you're going to give a section talk, or stay in the main session, if you're giving a plenary talk.
 3. Wait for the beginning of your talk according to the schedule

You may use the «Share Screen» feature to show your presentation:

